


MICHIGAN

Obesity Fact Sheet

ADULT OBESITY FACTS:

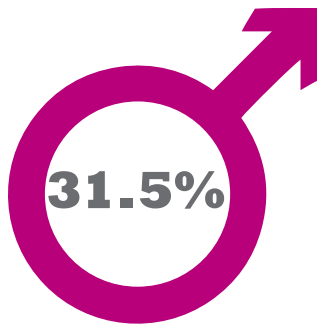
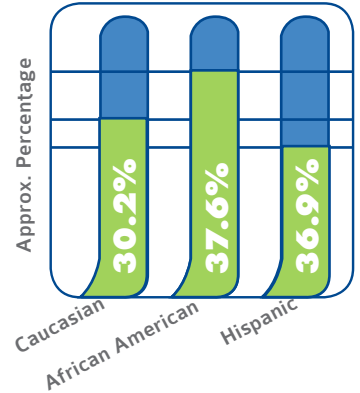
Obesity affects more than 31.2% of Michiganders.



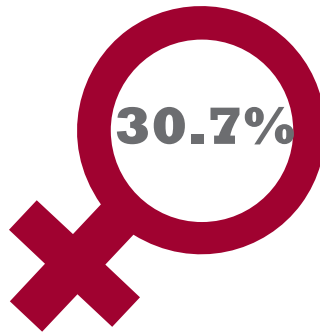
16 / 51

Michigan is ranked 16/51 in states impacted by obesity.

Michiganders Affected by Obesity by Race



More than 31.5% of male Michiganders are affected by obesity.



More than 30.7% of female Michiganders are affected by obesity.



The age group most affected by obesity in Michigan is 45-64 (35.1%).

18th

Michigan ranks 18th in adults with Type 2 Diabetes (10.7%).

STATE COST OF OBESITY:

The total cost of obesity in Michigan

\$58.8 BILLION

The cost of obesity for Medicare in Michigan

\$7.83 BILLION

The cost of employment for the population with obesity is

\$43.82 BILLION

more than the normal weight population.

NATIONAL COST OF OBESITY:

\$427.8 BILLION

Estimated cost of annual obesity-related healthcare

\$1.42 TRILLION

The total cost of obesity

\$988.8 BILLION

The total indirect cost of obesity

Sources:

- Centers for Disease Control
- Obesity Action Coalition
- Trust for America's Health
- Weighing Down America - Milken Institute



OBESITY CARE
ADVOCACY NETWORK

MISSION:

The mission of the Obesity Care Advocacy Network (OCAN) is to unite and align key obesity stakeholders and the larger obesity community around key obesity-related education, policy and legislative efforts in order to elevate obesity on the national agenda.

Learn more at www.ObesityCareAdvocacyNetwork.com today!