


MONTANA

Obesity Fact Sheet



ADULT OBESITY FACTS:

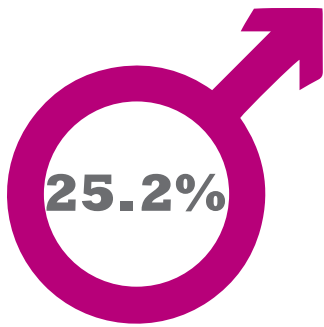
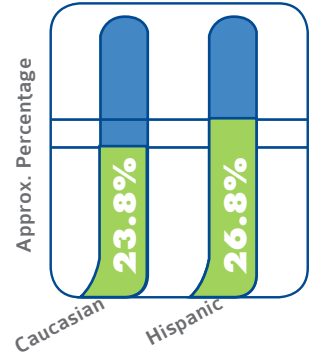
Obesity affects more than 23.6% of Montanans.




48 / 51

Montana is ranked 48/51 in states impacted by obesity.

Montanans Affected by Obesity by Race



More than 25.2% of male Montanans are affected by obesity.



More than 23.4% of female Montanans are affected by obesity.

The age group most affected by obesity in Montana is 45-64 (28.3%).



47th

Montana ranks 47th in adults with Type 2 Diabetes (7.9%).

STATE COST OF OBESITY:

The total cost of obesity in Montana

\$5.46 BILLION

The cost of obesity for Medicare in Montana

\$8.05 BILLION

The cost of employment for the population with obesity is

\$3.02 BILLION

more than the normal weight population.

NATIONAL COST OF OBESITY:

\$427.8 BILLION

Estimated cost of annual obesity-related healthcare

\$1.42 TRILLION

The total cost of obesity

\$988.8 BILLION

The total indirect cost of obesity

Sources:

- Centers for Disease Control
- Obesity Action Coalition
- Trust for America's Health
- Weighing Down America - Milken Institute



OBESITY CARE
ADVOCACY NETWORK

MISSION:

The mission of the Obesity Care Advocacy Network (OCAN) is to unite and align key obesity stakeholders and the larger obesity community around key obesity-related education, policy and legislative efforts in order to elevate obesity on the national agenda.

Learn more at www.ObesityCareAdvocacyNetwork.com today!