




OREGON

Obesity Fact Sheet



ADULT OBESITY FACTS:

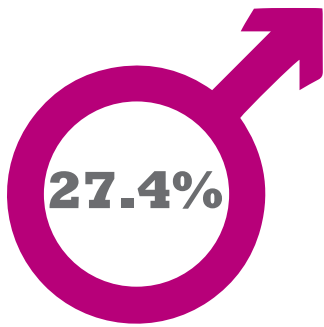
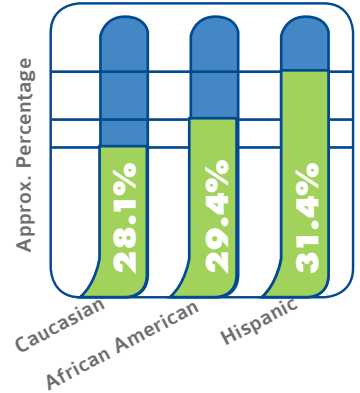
Obesity affects more than 30.1% of Oregonians.



22
/51

Oregon is ranked 22/51 in states impacted by obesity.

Oregonians Affected by Obesity by Race



More than 27.4% of male Oregonians are affected by obesity.



More than 27.5% of female Oregonians are affected by obesity.

The age group most affected by obesity in Oregon is 45-64 (33.1%).



Oregon ranks 18th in adults with Type 2 Diabetes (10.7%).

STATE COST OF OBESITY:

The total cost of obesity in Oregon

\$25.74
BILLION

The cost of obesity for Medicare in Oregon

\$6.45
BILLION

The cost of employment for the population with obesity is

\$14.79
BILLION

more than the normal weight population.

NATIONAL COST OF OBESITY:

\$427.8
BILLION

Estimated cost of annual obesity-related healthcare

\$1.42
TRILLION

The total cost of obesity

\$988.8
BILLION

The total indirect cost of obesity

Sources:

- Centers for Disease Control
- Obesity Action Coalition
- Trust for America's Health
- Weighing Down America - Milken Institute



OBESITY CARE
ADVOCACY NETWORK

MISSION:

The mission of the Obesity Care Advocacy Network (OCAN) is to unite and align key obesity stakeholders and the larger obesity community around key obesity-related education, policy and legislative efforts in order to elevate obesity on the national agenda.

Learn more at www.ObesityCareAdvocacyNetwork.com today!