

# SOUTH CAROLINA




## Obesity Fact Sheet



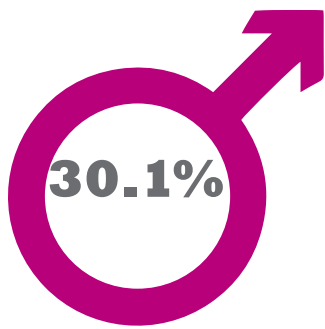
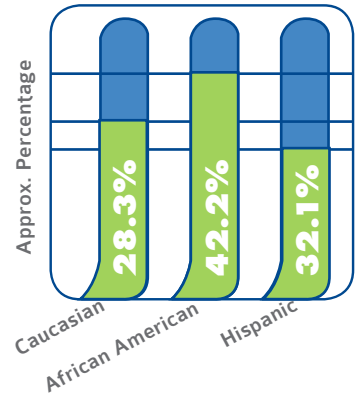
### ADULT OBESITY FACTS:

Obesity affects more than 31.7% of South Carolinians.

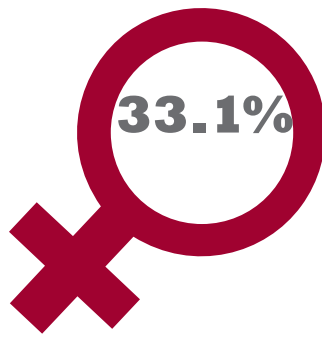


South Carolina is ranked 13/51 in states impacted by obesity.

South Carolinians Affected by Obesity by Race



More than 30.1% of male South Carolinians are affected by obesity.



More than 33.1% of female South Carolinians are affected by obesity.

The age group most affected by obesity in South Carolina is 45-64 (36.5%).



8<sup>th</sup>

South Carolina ranks 8<sup>th</sup> in adults with Type 2 Diabetes (11.8%).

### STATE COST OF OBESITY:

The total cost of obesity in South Carolina

**\$27.63 BILLION**

The cost of obesity for Medicare in South Carolina

**\$6.25 BILLION**

The cost of employment for the population with obesity is

**\$15.14 BILLION**

more than the normal weight population.

### NATIONAL COST OF OBESITY:

**\$427.8 BILLION**

Estimated cost of annual obesity-related healthcare

**\$1.42 TRILLION**

The total cost of obesity

**\$988.8 BILLION**

The total indirect cost of obesity

#### Sources:

- Centers for Disease Control
- Obesity Action Coalition
- Trust for America's Health
- Weighing Down America - Milken Institute



**OBESITY CARE**  
ADVOCACY NETWORK

#### MISSION:

The mission of the Obesity Care Advocacy Network (OCAN) is to unite and align key obesity stakeholders and the larger obesity community around key obesity-related education, policy and legislative efforts in order to elevate obesity on the national agenda.

Learn more at [www.ObesityCareAdvocacyNetwork.com](http://www.ObesityCareAdvocacyNetwork.com) today!