

WASHINGTON

Obesity Fact Sheet



ADULT OBESITY FACTS:

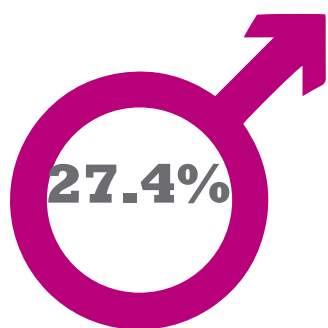
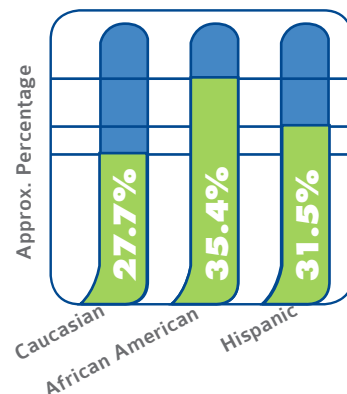
Obesity affects more than 26.4% of Washingtonians.



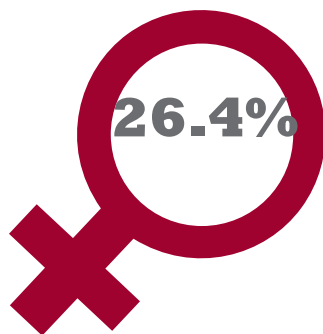
37/51

Washington is ranked 37/51 in states impacted by obesity.

Washingtonians Affected by Obesity by Race



More than 27.4% of male Washingtonians are affected by obesity.



More than 26.4% of female Washingtonians are affected by obesity.



The age group most affected by obesity in Washington is 45-64 (31%).

41st

Washington ranks 41st in adults with Type 2 Diabetes (8.4%).

STATE COST OF OBESITY:

The total cost of obesity in Washington

\$45.87 BILLION

The cost of obesity for Medicare in Washington

\$10.11 BILLION

The cost of employment for the population with obesity is

\$29.57 BILLION

more than the normal weight population.

NATIONAL COST OF OBESITY:

\$427.8 BILLION

Estimated cost of annual obesity-related healthcare

\$1.42 TRILLION

The total cost of obesity

\$988.8 BILLION

The total indirect cost of obesity

Sources:

- Centers for Disease Control
- Obesity Action Coalition
- Trust for America's Health
- Weighing Down America - Milken Institute



OBESITY CARE
ADVOCACY NETWORK

MISSION:

The mission of the Obesity Care Advocacy Network (OCAN) is to unite and align key obesity stakeholders and the larger obesity community around key obesity-related education, policy and legislative efforts in order to elevate obesity on the national agenda.

Learn more at www.ObesityCareAdvocacyNetwork.com today!