




OHIO

Obesity Fact Sheet




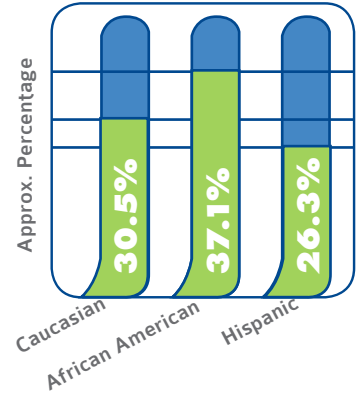
ADULT OBESITY FACTS:

Obesity affects more than 29.8% of Ohioans.

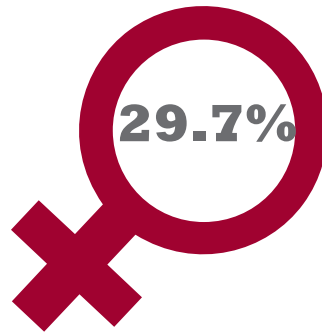


Ohio is ranked 26/51 in states impacted by obesity.

Ohioans Affected by Obesity by Race



More than 30.5% of male Ohioans are affected by obesity.



More than 29.7% of female Ohioans are affected by obesity.

17th

Ohio ranks 17th in adults with Type 2 Diabetes (11%).

STATE COST OF OBESITY:

The total cost of obesity in Ohio

\$51.15 BILLION

The cost of obesity for Medicare in Ohio

\$2.34 BILLION

The cost of employment for the population with obesity is

\$35.55 BILLION

more than the normal weight population.

NATIONAL COST OF OBESITY:

\$427.8 BILLION

Estimated cost of annual obesity-related healthcare

\$1.42 TRILLION

The total cost of obesity

\$988.8 BILLION

The total indirect cost of obesity

Sources:

- Centers for Disease Control
- Obesity Action Coalition
- Trust for America's Health
- Weighing Down America - Milken Institute



OBESITY CARE
ADVOCACY NETWORK

MISSION:

The mission of the Obesity Care Advocacy Network (OCAN) is to unite and align key obesity stakeholders and the larger obesity community around key obesity-related education, policy and legislative efforts in order to elevate obesity on the national agenda.

Learn more at www.ObesityCareAdvocacyNetwork.com today!