


WASHINGTON, D.C.



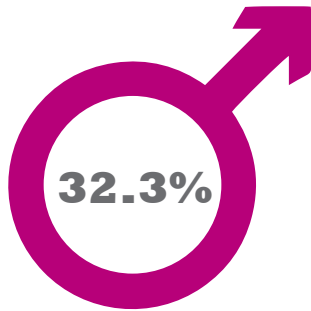
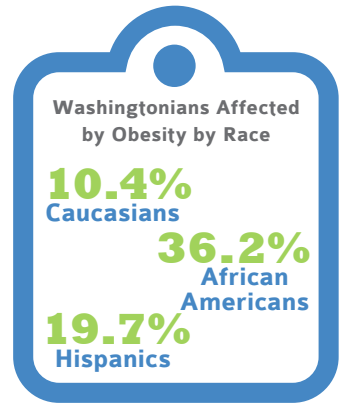
Obesity Fact Sheet

ADULT OBESITY FACTS:

Obesity affects more than 23% of Washingtonians.



Washington D.C. is ranked 50/51 in states impacted by obesity.



32.3%

More than 18% of male Washingtonians are affected by obesity.



31.3%

More than 25.8% of female Washingtonians are affected by obesity.



The age group most affected by obesity in Washington D.C. is 45-64 (29.6%).

47th

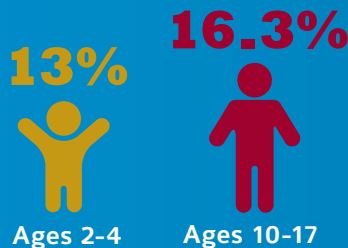
Washington D.C. ranks 47th in adults with Type 2 Diabetes (7.8%).

CHILDREN AFFECTED BY OBESITY IN WASHINGTON, D.C.:



Washington D.C. **IS NOT** one of 15 states that receives CDC grant funds for training to help with obesity prevention in Early Childhood Education settings.

CHILDREN AFFECTED BY OBESITY



COST OF OBESITY IN WASHINGTON D.C.:

The total cost of obesity in Washington D.C. **\$29.59 BILLION**

The cost of obesity for Medicare in Washington D.C. **\$5.35 BILLION**

The cost of employment for the population with obesity is **\$20.2 BILLION** more than the normal weight population.

NATIONAL COST OF OBESITY:

\$1.72 TRILLION
The total cost of obesity



Healthcare costs for individuals affected by obesity is **42% HIGHER**

\$1.24 TRILLION

The total indirect cost of obesity

\$480 BILLION

The total direct healthcare cost of obesity

\$2.9 BILLION

The direct costs of childhood obesity

For people living with obesity, **28.2%** of their annual healthcare costs are spent treating obesity-related conditions.

Sources:

- Centers for Disease Control
- Clinical Chemistry
- Milken Institute
- Obesity Action Coalition
- Trust for America's Health



OBESITY CARE
ADVOCACY NETWORK

MISSION:

The mission of the Obesity Care Advocacy Network (OCAN) is to unite and align key obesity stakeholders and the larger obesity community around key obesity-related education, policy and legislative efforts in order to elevate obesity on the national agenda.

Learn more at www.ObesityCareAdvocacyNetwork.com today!