

ILLINOIS

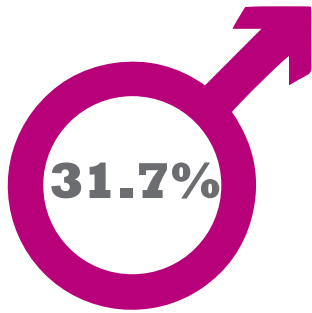
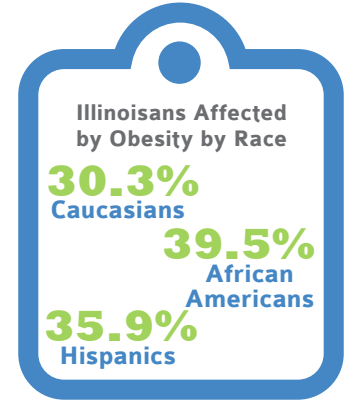
Obesity Fact Sheet

ADULT OBESITY FACTS:

Obesity affects more than 31.1% of Illinoisans.




Illinois is ranked 27/51 in states impacted by obesity.



More than 28.2% of male Illinoisans are affected by obesity.



More than 28% of female Illinoisans are affected by obesity.



The age group most affected by obesity in Illinois is 45-64 (38.8%).



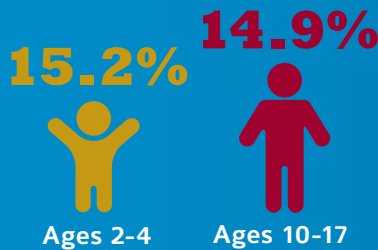
Illinois ranks 17th in adults with Type 2 Diabetes (11%).

CHILDREN AFFECTED BY OBESITY IN ILLINOIS:



Illinois **IS** one of 15 states that receives CDC grant funds for training to help with obesity prevention in Early Childhood Education settings.

CHILDREN AFFECTED BY OBESITY



COST OF OBESITY IN ILLINOIS:

The total cost of obesity in Illinois

\$79.59 BILLION

The cost of obesity for Medicare in Illinois

\$17.38 BILLION

The cost of employment for the population with obesity is

\$54.12 BILLION
more than the normal weight population.

NATIONAL COST OF OBESITY:

\$1.72 TRILLION
The total cost of obesity



Healthcare costs for individuals affected by obesity is

42% HIGHER

\$1.24 TRILLION

The total indirect cost of obesity

\$480 BILLION

The total direct healthcare cost of obesity

\$2.9 BILLION

The direct costs of childhood obesity

For people living with obesity, **28.2%** of their annual healthcare costs are spent treating obesity-related conditions.

Sources:

- Centers for Disease Control
- Clinical Chemistry
- Milken Institute
- Obesity Action Coalition
- Trust for America's Health



OBESITY CARE
ADVOCACY NETWORK

MISSION:

The mission of the Obesity Care Advocacy Network (OCAN) is to unite and align key obesity stakeholders and the larger obesity community around key obesity-related education, policy and legislative efforts in order to elevate obesity on the national agenda.

Learn more at www.ObesityCareAdvocacyNetwork.com today!