



# IOWA

## Obesity Fact Sheet

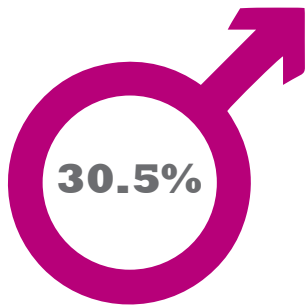
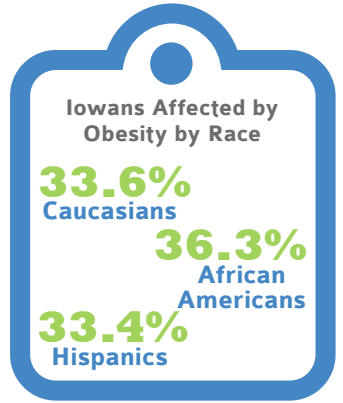


### ADULT OBESITY FACTS:

Obesity affects more than 36.4% of Iowans.



Iowa is ranked 4/51 in states impacted by obesity.



More than 30.5% of male Iowans are affected by obesity.



More than 28.2% of female Iowans are affected by obesity.



The age group most affected by obesity in Iowa is 45-64 (42.8%).

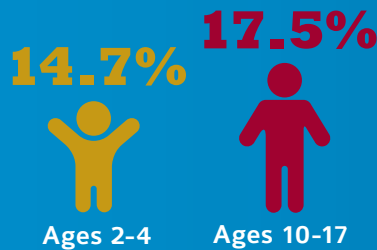
**35<sup>th</sup>** Iowa ranks 35<sup>th</sup> in adults with Type 2 Diabetes (9.6%).

### CHILDREN AFFECTED BY OBESITY IN IOWA:

Iowa **IS NOT** one of 15 states that receives CDC grant funds for training to help with obesity prevention in Early Childhood Education settings.



#### CHILDREN AFFECTED BY OBESITY



### COST OF OBESITY IN IOWA:

The total cost of obesity in Iowa **\$22.26 BILLION**

The cost of obesity for Medicare in Iowa **\$4.73 BILLION**

The cost of employment for the population with obesity is **\$14.67 BILLION** more than the normal weight population.

### NATIONAL COST OF OBESITY:

**\$1.72 TRILLION**  
The total cost of obesity



Healthcare costs for individuals affected by obesity is **42% HIGHER**

**\$1.24 TRILLION**  
The total indirect cost of obesity

**\$480 BILLION**  
The total direct healthcare cost of obesity

**\$2.9 BILLION**  
The direct costs of childhood obesity

For people living with obesity, **28.2%** of their annual healthcare costs are spent treating obesity-related conditions.

#### Sources:

- Centers for Disease Control
- Clinical Chemistry
- Milken Institute
- Obesity Action Coalition
- Trust for America's Health



**OBESITY CARE**  
ADVOCACY NETWORK

#### MISSION:

The mission of the Obesity Care Advocacy Network (OCAN) is to unite and align key obesity stakeholders and the larger obesity community around key obesity-related education, policy and legislative efforts in order to elevate obesity on the national agenda.

Learn more at [www.ObesityCareAdvocacyNetwork.com](http://www.ObesityCareAdvocacyNetwork.com) today!