



MARYLAND

Obesity Fact Sheet



ADULT OBESITY FACTS:

Obesity affects more than 31.3% of Marylanders.



26 / 51

Maryland is ranked 26/51 in states impacted by obesity.

Marylanders Affected by Obesity by Race

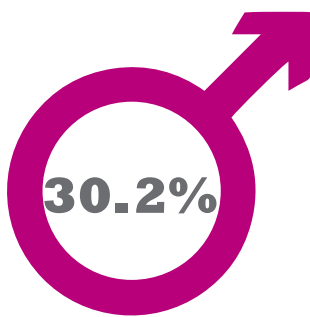
28.1% Caucasians
39.1% African Americans
27.6% Hispanics

The age group most affected by obesity in Maryland is 45-64 (36.1%).



29th

Maryland ranks 29th in adults with Type 2 Diabetes (10.4%).



More than 30.2% of male Marylanders are affected by obesity.



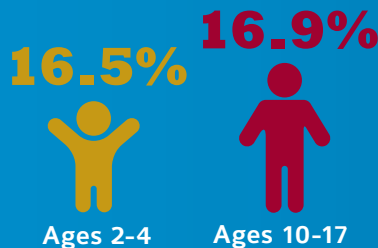
More than 32.3% of female Marylanders are affected by obesity.

CHILDREN AFFECTED BY OBESITY IN MARYLAND:



Maryland **IS NOT** one of 15 states that receives CDC grant funds for training to help with obesity prevention in Early Childhood Education settings.

CHILDREN AFFECTED BY OBESITY



COST OF OBESITY IN MARYLAND:

The total cost of obesity in Maryland

\$30.54 BILLION

The cost of obesity for Medicare in Maryland

\$5.11 BILLION

The cost of employment for the population with obesity is

\$15.32 BILLION
more than the normal weight population.

NATIONAL COST OF OBESITY:

\$1.72 TRILLION
The total cost of obesity



Healthcare costs for individuals affected by obesity is

42% HIGHER

\$1.24 TRILLION

The total indirect cost of obesity

\$480 BILLION

The total direct healthcare cost of obesity

\$2.9 BILLION

The direct costs of childhood obesity

For people living with obesity, **28.2%** of their annual healthcare costs are spent treating obesity-related conditions.

Sources:

- Centers for Disease Control
- Clinical Chemistry
- Milken Institute
- Obesity Action Coalition
- Trust for America's Health



OBESITY CARE
ADVOCACY NETWORK

MISSION:

The mission of the Obesity Care Advocacy Network (OCAN) is to unite and align key obesity stakeholders and the larger obesity community around key obesity-related education, policy and legislative efforts in order to elevate obesity on the national agenda.

Learn more at www.ObesityCareAdvocacyNetwork.com today!